

## Hello, and welcome to Southminster Presbyterian Kids Corner!

Today, we'll be discussing John 4:1 - 42, *The Woman at the Well*.

For your first activity, I encourage you all to take a look at this short video that I think is both beautifully illustrated and written:

<https://www.youtube.com/watch?v=QszHelUsbTQ>

Next, please read (or read along) with the scripture provided on the next page, John 4:1 - 26. **Parents:** there are guided discussion questions provided on the last page for your convenience.

We would LOVE to see some of the coloring pages from those participating at home!

Please send any photos to: [blairbaldwin@southminsterpc.org](mailto:blairbaldwin@southminsterpc.org)

Have fun, and Happy Sunday!

Blair B.



## Jesus and the Woman of Samaria

**4** Now when Jesus<sup>[a]</sup> learned that the Pharisees had heard, “Jesus is making and baptizing more disciples than John” **2** —although it was not Jesus himself but his disciples who baptized— **3** he left Judea and started back to Galilee. **4** But he had to go through Samaria. **5** So he came to a Samaritan city called Sychar, near the plot of ground that Jacob had given to his son Joseph. **6** Jacob’s well was there, and Jesus, tired out by his journey, was sitting by the well. It was about noon.

**7** A Samaritan woman came to draw water, and Jesus said to her, “Give me a drink.” **8** (His disciples had gone to the city to buy food.) **9** The Samaritan woman said to him, “How is it that you, a Jew, ask a drink of me, a woman of Samaria?” (Jews do not share things in common with Samaritans.)<sup>[b]</sup> **10** Jesus answered her, “If you knew the gift of God, and who it is that is saying to you, ‘Give me a drink,’ you would have asked him, and he would have given you living water.” **11** The woman said to him, “Sir, you have no bucket, and the well is deep. Where do you get that living water? **12** Are you greater than our ancestor Jacob, who gave us the well, and with his sons and his flocks drank from it?” **13** Jesus said to her, “Everyone who drinks of this water will be thirsty again, **14** but those who drink of the water that I will give them will never be thirsty. The water that I will give will become in them a spring of water gushing up to eternal life.” **15** The woman said to him, “Sir, give me this water, so that I may never be thirsty or have to keep coming here to draw water.”

**16** Jesus said to her, “Go, call your husband, and come back.” **17** The woman answered him, “I have no husband.” Jesus said to her, “You are right in saying, ‘I have no husband’; **18** for you have had five husbands, and the one you have now is not your husband. What you have said is true!” **19** The woman said to him, “Sir, I see that you are a prophet. **20** Our ancestors worshiped on this mountain, but you<sup>[c]</sup> say that the place where people must worship is in Jerusalem.” **21** Jesus said to her, “Woman, believe me, the hour is coming when you will worship the Father neither on this mountain nor in Jerusalem. **22** You worship what you do not know; we worship what we know, for salvation is from the Jews. **23** But the hour is coming, and is now here, when the true worshipers will worship the Father in spirit and truth, for the Father seeks such as these to worship him.

**24** God is spirit, and those who worship him must worship in spirit and truth.” **25** The woman said to him, “I know that Messiah is coming” (who is called Christ). “When he comes, he will proclaim all things to us.” **26** Jesus said to her, “I am he,<sup>[d]</sup> the one who is speaking to you.”

## The Woman at the Well Spot the Differences

Compare the picture on the top with the picture on bottom. Circle the 11 things that are different.



# The Woman at the Well Spot the Differences

Compare the picture on the top with the picture on bottom. Circle the 11 things that are different.



# The Woman at the Well

## Coded Words

Each number stands for a letter of the alphabet. Write the correct letter in the blank to find the coded words and phrase.

### Code key

|     |      |      |
|-----|------|------|
| A 1 | J 10 | S 19 |
| B 2 | K 11 | T 20 |
| C 3 | L 12 | U 21 |
| D 4 | M 13 | V 22 |
| E 5 | N 14 | W 23 |
| F 6 | O 15 | X 24 |
| G 7 | P 16 | Y 25 |
| H 8 | Q 17 | Z 26 |
| I 9 | R 18 |      |

19 8 9 18 19 20 25

19 1 13 1 18 9 20 1 14

2 21 3 11 5 20

4 9 19 3 9 16 12 5 19

19 1 22 9 15 18

### PHRASE:

1 12 12 16 5 15 16 12 5

1 18 5 9 13 16 15 18 20 1 14 20

20 15 10 5 19 21 19

# The Woman at the Well

## Coded Words

Each number stands for a letter of the alphabet. Write the correct letter in the blank to find the coded words and phrase.

|          |          |          |          |          |          |          |          |          |
|----------|----------|----------|----------|----------|----------|----------|----------|----------|
| <b>T</b> | <b>H</b> | <b>I</b> | <b>R</b> | <b>S</b> | <b>T</b> | <b>Y</b> |          |          |
| 19       | 8        | 9        | 18       | 19       | 20       | 25       |          |          |
| <b>S</b> | <b>A</b> | <b>M</b> | <b>A</b> | <b>R</b> | <b>I</b> | <b>T</b> | <b>A</b> | <b>N</b> |
| 19       | 1        | 13       | 1        | 18       | 9        | 20       | 1        | 14       |
| <b>B</b> | <b>U</b> | <b>C</b> | <b>K</b> | <b>E</b> | <b>T</b> |          |          |          |
| 2        | 21       | 3        | 11       | 5        | 20       |          |          |          |
| <b>D</b> | <b>I</b> | <b>S</b> | <b>C</b> | <b>I</b> | <b>P</b> | <b>L</b> | <b>E</b> | <b>S</b> |
| 4        | 9        | 19       | 3        | 9        | 16       | 12       | 5        | 19       |
| <b>S</b> | <b>A</b> | <b>V</b> | <b>I</b> | <b>O</b> | <b>R</b> |          |          |          |
| 19       | 1        | 22       | 9        | 15       | 18       |          |          |          |

### Code key

|     |      |      |
|-----|------|------|
| A 1 | J 10 | S 19 |
| B 2 | K 11 | T 20 |
| C 3 | L 12 | U 21 |
| D 4 | M 13 | V 22 |
| E 5 | N 14 | W 23 |
| F 6 | O 15 | X 24 |
| G 7 | P 16 | Y 25 |
| H 8 | Q 17 | Z 26 |
| I 9 | R 18 |      |

### PHRASE:

|          |          |          |          |          |          |          |          |          |          |          |          |
|----------|----------|----------|----------|----------|----------|----------|----------|----------|----------|----------|----------|
| <b>A</b> | <b>L</b> | <b>L</b> | <b>P</b> | <b>E</b> | <b>O</b> | <b>P</b> | <b>L</b> | <b>E</b> |          |          |          |
| 1        | 12       | 12       | 16       | 5        | 15       | 16       | 12       | 5        |          |          |          |
| <b>A</b> | <b>R</b> | <b>E</b> | <b>I</b> | <b>M</b> | <b>P</b> | <b>O</b> | <b>R</b> | <b>T</b> | <b>A</b> | <b>N</b> | <b>T</b> |
| 1        | 18       | 5        | 9        | 13       | 16       | 15       | 18       | 20       | 1        | 14       | 20       |
| <b>T</b> | <b>O</b> | <b>J</b> | <b>E</b> | <b>S</b> | <b>U</b> | <b>S</b> |          |          |          |          |          |
| 20       | 15       | 10       | 5        | 19       | 21       | 19       |          |          |          |          |          |



## Woman at the Well Craft

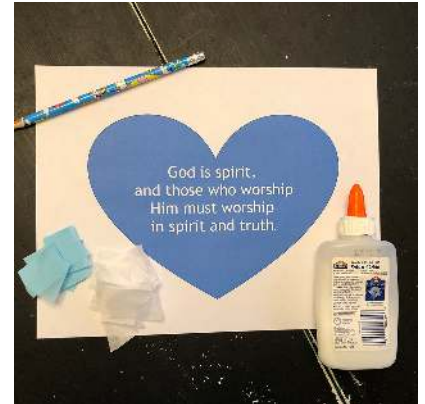
**Bible Story:** The Samaritan Woman at the Well

**Bible Text:** John 4:1-42

**Suggested Learning Outcome:** This fun paper plate craft will reinforce for kids that all people are important to Jesus and He will go out of His way to bring them into His love.

**Supplies List:** (See image.)

- Blue and white tissue paper squares (roughly 1" square)
- Pencil with an eraser
- White glue
- Printable Bible verse heart



**Instructions:**

**Step 1.** Print the needed number of Bible verse heart pages using the included PDF. Print one page for each child. (See image.)



**Step 2.** Help children pour an appropriate amount of glue onto a paper plate. (See image.) Children can share a plate if needed.






**Step 3.** Fold a tissue paper square over the eraser end of the pencil. (See image.)



**Step 4.** Dip a small portion of the tissue paper into the glue. (See image.)




**Step 5.** Press the tissue paper onto the outside edge of the heart. (See image.)



**Step 6.** Surround the whole heart with blue and white tissue paper and allow to dry to complete the craft. (See image.)





God is spirit,  
and those who worship  
Him must worship  
in spirit and truth.

John 4:24

John 4: 1 - 42

The Woman at the Well

Discussion Questions:

1. Why was the woman so surprised that Jesus was speaking to her?
2. Are there people in your school that get left out? How might you help them?
3. Jesus spoke to the woman at the well when the others would not have. How would *you* have felt if you were the Samaritan woman?
4. How do you think Jesus knew everything about the woman at the well?