


## Hello, and welcome to Southminster Presbyterian Kids Corner!


Today, we'll be discussing John 4:46 - 54, Jesus healing the Official's son, and faith in the word of promise.

### **We have another video this week!**

*\*Please note: this is a creative depiction intended for young audiences, and not meant to reflect the exact words of the scripture.*

<https://www.youtube.com/watch?v=1HXpvqgoOd0>

 Next, **read through** (or follow along with a parent) the scripture on the next page. This may come in handy when figuring out some of the puzzles!

 Once the activity pages are done, ask your parents (or big brother / sister) for help with the craft this week!

Parents:

I've included a map (at the time of Jesus) as well as discussion questions at the end of the packet. I personally am no good with geography, so it was helpful for me to map out these places!

Finally.... we would LOVE to see any at-home participation! Please send any photos/video to: [blairbaldwin@southminsterpc.org](mailto:blairbaldwin@southminsterpc.org)

Have fun, and Happy Sunday!

Blair B.





## Jesus Heals an Official's Son [John 4:46 - 54]


**46** Then he came again to Cana in Galilee where he had changed the water into wine. Now there was a royal official whose son lay ill in Capernaum. **47** When he heard that Jesus had come from Judea to Galilee, he went and begged him to come down and heal his son, for he was at the point of death. **48** Then Jesus said to him, "Unless you<sup>a</sup> see signs and wonders you will not believe." **49** The official said to him, "Sir, come down before my little boy dies." **50** Jesus said to him, "Go; your son will live." The man believed the word that Jesus spoke to him and started on his way. **51** As he was going down, his slaves met him and told him that his child was alive. **52** So he asked them the hour when he began to recover, and they said to him, "Yesterday at one in the afternoon the fever left him." **53** The father realized that this was the hour when Jesus had said to him, "Your son will live." So he himself believed, along with his whole household. **54** Now this was the second sign that Jesus did after coming from Judea to Galilee.

### Footnotes

- a. John 4:48 Both instances of the Greek word for *you* in this verse are plural

# Maze for Jesus Healed a Royal Official's Son

Help the royal official find his way to Jesus.



# Jesus Healed a Royal Official's Son

## Word Line Up

Unscramble each of the clue words. Take the letters that appear in the circled spaces and use them for the final question.

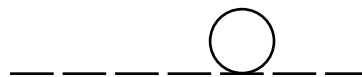
ONS



GNISS



LERAMIC



DEAKS



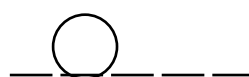
MAUNREPAC



EEEIVBL



YOALR



DEALEPD



LIL



REDNOWS



**Who can Jesus Heal?**

\_\_\_\_\_

# Jesus Healed a Royal Official's Son

## Word Line Up

Unscramble each of the clue words. Take the letters that appear in the circled spaces and use them for the final question.

ONS

S O N

GNISS

S I G N S

LERAMIC

M I R A C L E

DEAKS

A S K E D

MAUNREPAC

C A P E R N A U M

EEEIVBL

B E L I E V E

YOALR

R O Y A L

DEALEPD

P L E A D E D

LIL

I L L

REDNOWS

W O N D E R S

Who can Jesus Heal?


S I C K P E O P L E



# Illness Match

**Instructions:** Help the five sick faces find their perfect matches.

**KEY:**



## Jesus Performed Miracles

List below the names of sick family members and friends. Allow each family member to add names to the list anytime during the week. Post the list on the refrigerator, and encourage each family member to pray every day for those on the list. Toward the end of the week, pray together and prepare a get-well card for each person. Let each person know you are praying for them to get well.

### Jesus Healed an Official's Son

John 4:46-54

#### Preschool

**Key Passage:** John 20:30-31

**Big Picture Question:** Who can heal sick people? Jesus can heal sick people.

**Christ Connection:** Jesus saved a boy from dying. Then the boy's father knew who Jesus is: the Savior God promised. Jesus said that the boy was healed, and the father believed Him. Jesus showed that He is powerful. Jesus is God's Son.


#### Kids

**Key Passage:** John 20:30-31

**Big Picture Question:** What happened when Jesus performed miracles? Jesus' miracles helped people believe in Him.

**Christ Connection:** The official wanted Jesus to save his son from death, and it was not until Jesus did so that he understood who Jesus is: the promised

Messiah. It took faith for the official to believe Jesus' words—that his son was healed. In healing the official's son, Jesus showed His authority and power as God's Son.






# The POOL at BETHESDA

John 5:1-16


**KEY WORDS FROM BIBLE STUDY**

- Jerusalem
- Pool
- Bethesda
- Angel
- Water
- Certain Man
- Thirty-Eight Years
- Jesus
- Rise
- Walk
- Sabbath
- Healed

FIND THE MEMORY VERSE (BELOW) & THE KEY WORDS (ABOVE) IN THE WORD SEARCH



J T D P P O O L D W L E G N A E L  
 E A E U U D I R H T A B B A S A T  
 S H K I E J E R U S A L E M E A E  
 U T L L E E S N H O J T K N D D W  
 S R A E Y T H G I E Y T R I H T F  
 K E W K K L A W A T E R S A I D L  
 H M R J E S U S A D S E H T E B A  
 I O I M M E D I A T E L Y R O N O  
 E M S H I S N M N O S L L E W O G  
 H D E B N N A M D A Y N P C H W K



**MEMORY VERSE**

“Jesus said to him, ‘Rise, take up your bed and walk.’ And immediately the man was made well, took up his bed, and walked. And that day was the Sabbath.” John 5:8-9

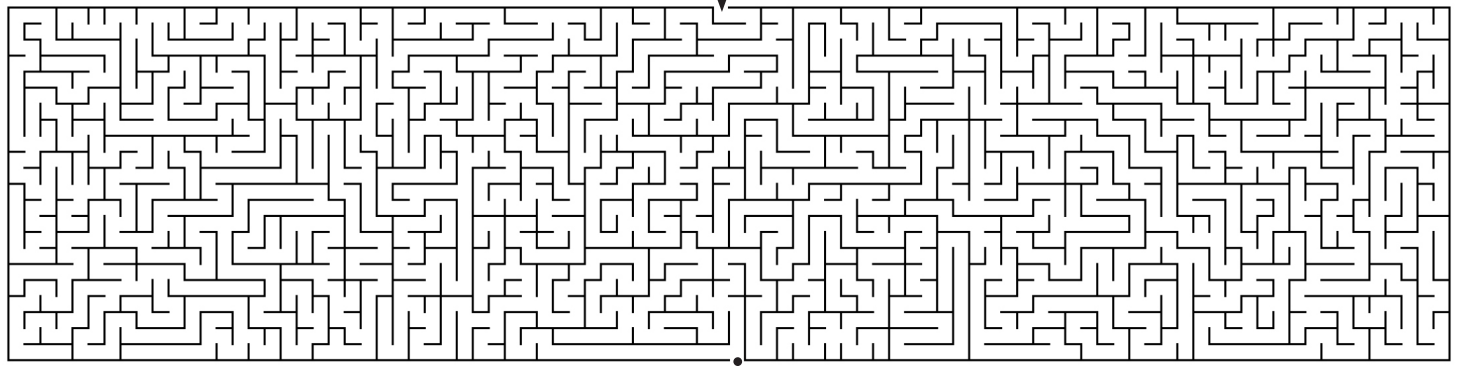
# The POOL at BETHESDA

John 5:1-16


**KEY WORDS FROM BIBLE STUDY**

- Jerusalem
- Thirty-Eight Years
- Pool
- Jesus
- Bethesda
- Rise
- Angel
- Walk
- Water
- Sabbath
- Certain Man
- Healed

FIND THE **MEMORY VERSE** (BELOW) & THE **KEY WORDS** (ABOVE) IN THE **WORD SEARCH**



E E B Q L S N N H I D B U M O N R R R R Z B N T O Q S T E E  
H H C T S T F T P K H N A P B E D P T Q G M S P N E R R T O  
K W I S M W A V G I T O E Y R E Y O U R S H O W U T L M S N  
F I L R T S N S S A B D E K L A W O P L L I G O C F A N S P  
F A R A E A E H A H A A Y A D E N L S V M S E G N R R W O Y  
T C M D N A R P I M I L E M I T G D T U A Z Y Z N I S T T O  
O C C T Z E F A D S E H T E B T D N A A S N E P P T E Q C P  
E H M E A R R A N T H E N Z M K Q N A M K E D L R U A M S N  
S H S W C T M R A R H N C Z M E L A S U R E J F P S C A S O  
E L V N A M N I A T R E C W E L L A C J B E O O A N M T R A  
M I A E T S D S H S O R F A O J W R W H S H H S I A S D H K  
F M F M E E S E W F A O H T E E I O S Y N F N E Z A B H E L  
S S V T M M T Y E S J B K E I S G C S E N G T O S U S M Q N  
S S A M H F S L E C N A B R E U N E P Z A A R S Z B J I B G  
T H I R T Y E I G H T Y E A R S A B B A T H T I P U P A O G  
T M D A R E T D F E Q P H G T Z E H E E R H U G O A N E S H  
E M M K H M R Y A I D E U A C H G A T H D T E G A O W D M M



**MEMORY VERSE**

“Jesus said to him, ‘Rise, take up your bed and walk.’ And immediately the man was made well, took up his bed, and walked. And that day was the Sabbath.” *John 5:8-9*

## Sunday Funday Craft


Take Away: When we plant a particular seed we believe that with the right conditions (Sunlight, water, soil, good seed) a flower will grow. When we hear God's Word and believe His words to be true we have faith that what He says, He will do.

### ***In your bags are the following items:***

- Biodegradable pot
- Soil
- Seeds
- Craft sticks

### ***At home, you will need:***

- Something to scoop soil
- Spray bottle filled with water
- Parent's Permission



### **Directions:**

1. Spray the inside of your biodegradable pot 2-3 times to dampen the inside.
2. Remove soil from bag and place into the pot.
3. Take 3-4 seeds from the packet and gently push into the soil. Think of it like tucking them into a blanket.
4. Spray the soil a few more times, just enough to moisten the soil, but not to flood the seeds. \*
5. Label and place your craft stick in the pot, and put on a window ledge near sunlight.
6. Remember that God knows when things are ready to grow! Be patient!

*\*Parents: depending on how dry your soil sample is, it may take more than a few mists.*



MEDITERRANEAN SEA

SYRO-  
PHOENICIA

Lake Huleh  
GAULANITIS

GALILEE

DECAPOLIS

PLAIN OF SHARON

SAMARIA

PERAEA

JUDAEA

IDUMAEA

# Map of Israel in the New Testament

NOT LICENSED

© G O O G L E P R O X Y B I B L E - H I S T O R Y . C O M

NOT LICENSED



Beersheba

Dead Sea (Salt Sea)

Masada

Machaerus

Philadelphia

Bethany (Beyond Jordan)

Jericho

Ephraim

Alexandrium

Sychor

Pella

Aenon (Salim)

Nain

Nazareth

Canana

Capernaum  
Magdala

Bethsaida

Gennesaret

Chorazin

Acco (Ptolemais)

Sebaste

Antipatris

Joppa (Japho)

Arimathaea

Lydda

Jamnia

Emmaus

Ashdod

Jerusalem

Bethany

Bethlehem

Herodium

Ashkelon

Gaza

Hebron

## Review Questions:

1. In our lesson what town was Jesus in? (Cana)
2. What had Jesus done another time He was in Cana? (Performed His first miracle)
3. Where did the official live? (Capernaum)
4. Why did the official travel to Cana? (His son was sick and close to death)
5. How did Jesus heal his son: a) He sent the man back with medicine b) spoke that his son would live c) went with the man and touched his son
6. What time did the boy's fever leave him? (The exact time Jesus said his son would live)
7. How did Jesus' miracle help the official? (The official put his faith in Jesus)
8. What has Jesus done for you to help you believe in Him?
9. How do you show you believe Jesus' words?